



Lecture at the
Technische Universität
(TU) Berlin

29 May 2018

Global Food Security Challenges and Solutions: What will it take to get to a hunger free world!

Arif Husain

Chief Economist and Director, Food Security Analysis Service
United Nations World Food Programme

SAVING
LIVES
CHANGING
LIVES

United Nations World Food Programme

Category	Value
People assisted	88.9 million
Countries**	82
Crisis response (2018)	74% of implementation plan
Cash distributed (2016-2018)	USD 1.4 bn (increase from USD 880)
Operational requirements	9 billion**
Trucks	5,000
Ships	20
Planes	70
Employees	15,000+ (90% in the field)
Staff in conflict areas	2/3

*FIGURE AS OF 2016
**FIGURE AS OF 2017



Global food security

In a world of 7 billion people:



About 2 billion

Do not have enough
nutritious food

815 million

Are chronically
hungry

124 million

Are acutely
malnourished

Chronic food insecurity

815M



IN THE
WORLD

CHRONICALLY
UNDERNOURISHED
PEOPLE

AN INCREASE OF
+38M



OR 11% MORE PEOPLE
COMPARED WITH
PREVIOUS REPORT

155M



IN THE
WORLD

CHILDREN UNDER-5
SUFFERING FROM
STUNTED GROWTH

815
million people
ARE UNDERNOURISHED

489 LIVE IN COUNTRIES
million AFFECTED BY CONFLICT



60%

Acute food insecurity

124M



IN 51
COUNTRIES

PEOPLE FACING *CRISIS*
(IPC/CH PHASE 3) FOOD
INSECURITY OR WORSE

AN INCREASE OF
+16M



OR 15% MORE PEOPLE
COMPARED WITH
PREVIOUS REPORT

52M





17M
SEVERELY
MALNOURISHED



CHILDREN UNDER-5
ACUTELY MALNOURISHED

18 COUNTRIES

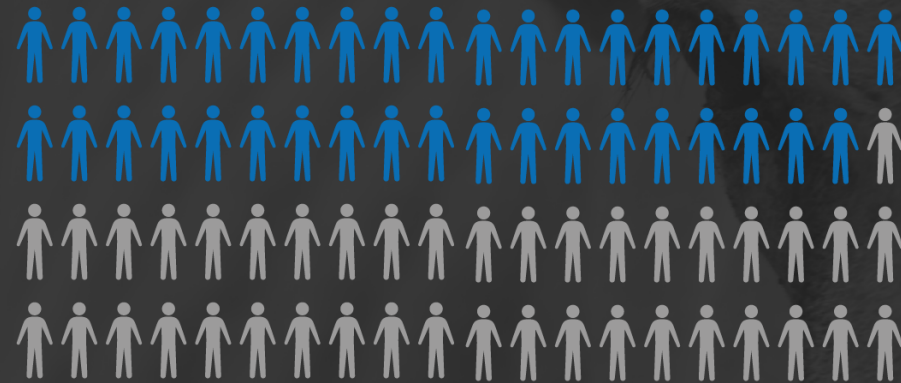
PRIMARY DRIVERS
CONFLICT AND INSECURITY



74 FOOD INSECURE
PEOPLE IN NEED
million OF URGENT ACTION

23 COUNTRIES

PRIMARY DRIVERS
CLIMATE SHOCKS (MAINLY DROUGHT)



39 FOOD INSECURE
PEOPLE IN NEED
million OF URGENT ACTION

Top countries affected by conflict and climate shocks

CONFLICT

Number and share of food-insecure people (IPC/CH Phase 3 or above)

Countries	millions	% out of population analysed
YEMEN	17M	60%
NORTH NIGERIA NORTH-EASTERN NIGERIA	5.2M 8.9M	9%
DEMOCRATIC REPUBLIC OF THE CONGO	7.7M	11%
AFGHANISTAN	7.6M	26%
SYRIAN ARAB REPUBLIC	6.5M	33%
SOUTH SUDAN	6.1M	50%
SOMALIA	3.3M	27%



CLIMATE SHOCKS

Countries	millions	% out of population analysed
ETHIOPIA	8.5M	10%
MALAWI	5.1M	27%
ZIMBABWE	4.1M	42%
KENYA	3.4M	25%



Reasons for aggravated food insecurity



Conflict



Climate shocks

Effects on food security



People displacement figures

65.5 million

FORCIBLY DISPLACED

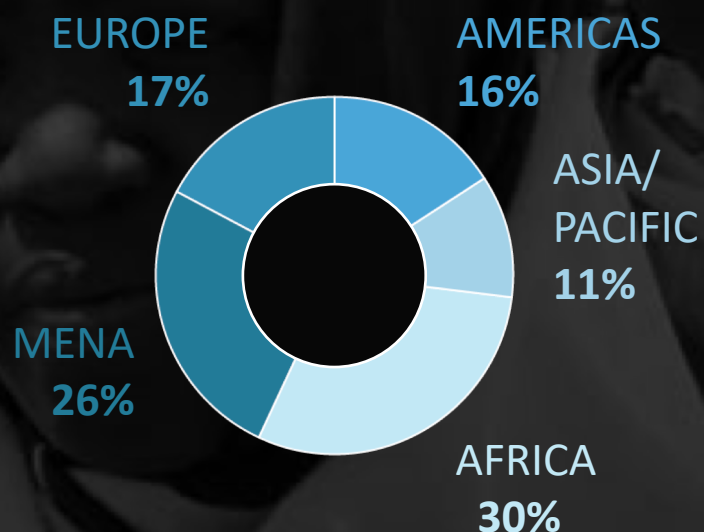
22.5 million

REFUGEES

10 million

STATELESS

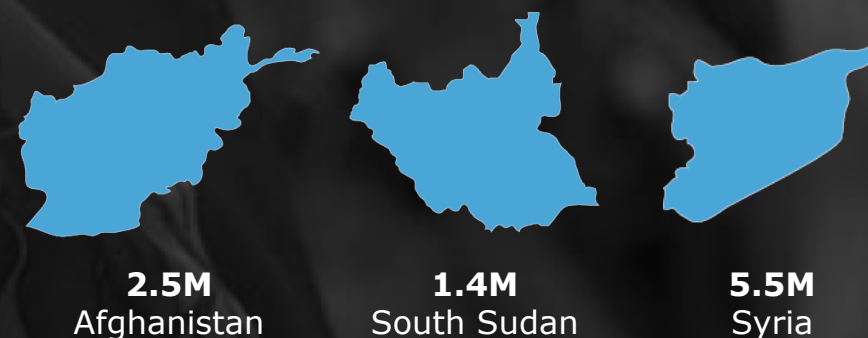
Where are they hosted?



791,600	Ethiopia
940,800	Uganda
979,400	Iran
1,000,000	Lebanon
1,400,000	Pakistan
2,900,000	Turkey

55%

OF REFUGEES COME FROM 3 COUNTRIES



Key displacement facts



2015: **244 million** migrants
or **3%** of
global population



9/10 Africans & 8/10 Asians remain on their
own continents



9/10 refugees
are hosted by low & middle
income countries